

ACCESSORIES





Fasteners

PMI has a variety of Fasteners and Connectors for any application. Euro-Bolts, Spiral Cam Connectors, Screws and Sleeves - we have your solution!

Shelf Supports

Assorted styles and finishes of Shelf Supports are in stock to complete your project, in die-cast and nylon.

ACCESSORIES

Wooden Dowels

Top quality European beech hardwood dowels and pressed birch dowels. We have both raw and pre-glued to best fit your needs. Our wood dowels for mechanical insertion are individually calibrated and are a Grade A selection.

Miscellaneous

We offer various Hinges, Dowels and Spacers, along with many other complimentary items, to complete your product installations.

Inquiries welcome!
Feel free to give us a call
Toll Free at 1-800-222-6941.

TABLE OF CONTENT

02	PRODUCT INFORMATION
08	HINGES & PISTONS
13	DRAWER ACCESSORIES
17	MISCELLANEOUS

04	FASTENERS
10	SHELF SUPPORTS
16	WOOD DOWELS
18	MATS



DELTA HINGE

Page 8

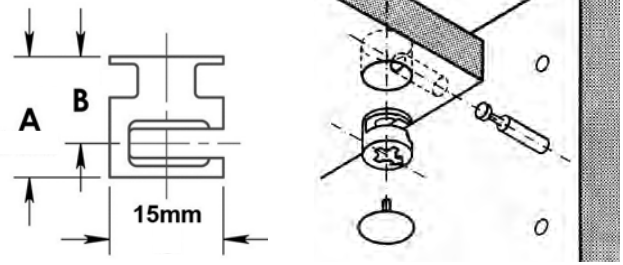
CONTACT INFO

1255 South Park Dr.
Kernersville, NC 27284 USA
Tel. 336-996-7774
Fax 336-996-1812
E-mail: info@petermeier.com
www.petermeier.com

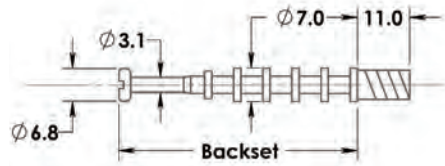


SUPRA 15/16

- For 16mm (5/8") or 19mm (3/4") panel thickness
- 1,000 per box



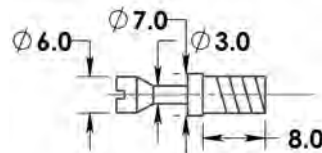
Description	Item Number	"A"	"B"	Finish
Supra Cam 15/16	02.9370.000	12.50mm	8mm	Zinc



STEEL COLD FORMED EURO-BOLT

- For 5mm holes with cross slot
- 1,000 per box

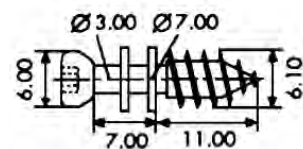
Description	Item Number	Backset	Overall Length	Finish
Euro-Bolt	02.7089.001.30	34mm	45mm	Zinc



EURO-BOLT

- Cross Slot
- For 5mm hole
- 1,000 per box

Description	Item Number	Length	Finish
Euro-Bolt, 8mm	02.7124.000.7.8	8mm	Steel



EURO-BOLT

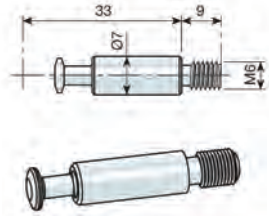
- Cold-formed with Phillips drive
- For 5mm hole
- 5,000 per box

Description	Item Number	Length	Finish
Euro-Bolt, 11mm	02.7126.000.7.0	11mm	Zinc



25MM (1") SPIRAL CAM CONNECTOR

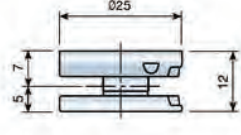
- The perfect solution for heavy loads
- Eliminates loosening due to vibration
- For panel thickness of 15mm–19mm (5/8"–3/4")
- For plastic cover caps, additional drilling depth of 3.5mm required
- 5mm hex key needed (sold separately)



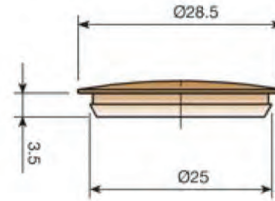
520.133.036



16.OD.0508M



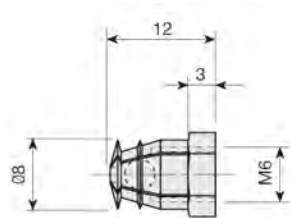
511.525.033



25mm Cover Caps



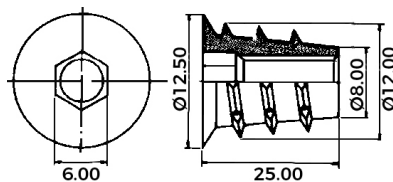
Description	Item Number	Diameter	Quantity	Finish
Spiral Cam	511.525.033	12mm x 25mm	100	Zinc
Connecting Rod	520.133.036	M6 x 33mm	100	Zinc
Cover Cap, White	530.400.006	25mm	100	White
Cover Cap, Brown	530.400.010	25mm	100	Brown
D-Insert	16.OD.0508M	M6 x 15mm	100	Zinc



EXPANDING NUT M6

- Expanding nut
- 100 per bag

Description	Item Number	Length	Finish
Expanding Brass Nut, M6	944.112.105	12mm	Brass



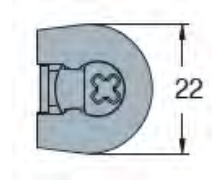
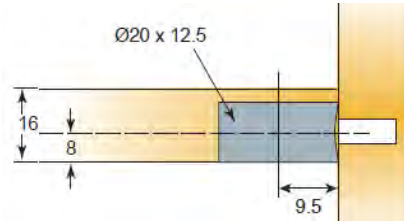
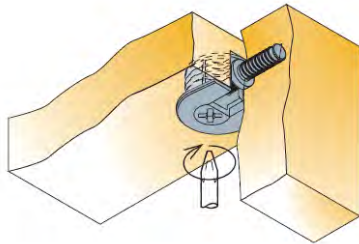
D-INSERT

- Screw-in
- 1/4-20mm thread
- Ø8.7mm-Ø9.0mm hole
- With flange
- 2,000 per box

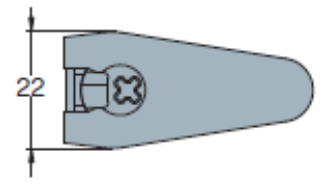
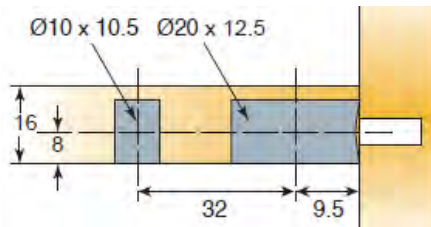
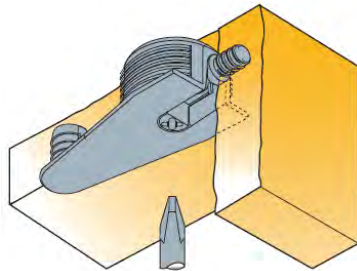
Description	Item Number	Length	Finish
D-Insert	16.OD.0209	25mm	Zinc

CAMFIX EXPANSION SYSTEM

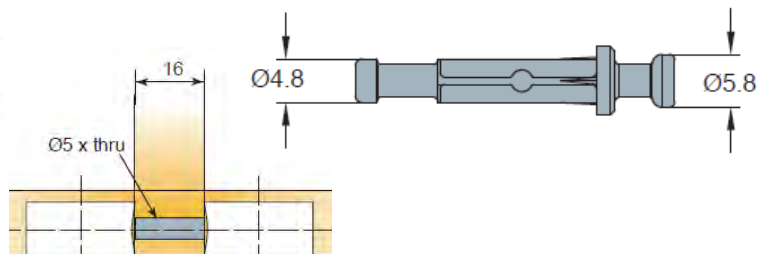
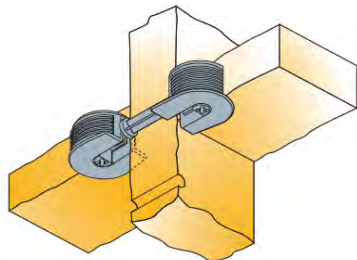
- For panel thickness 15/16mm
- Strong vibration proof connection
- Quickfit and double end dowel compatible



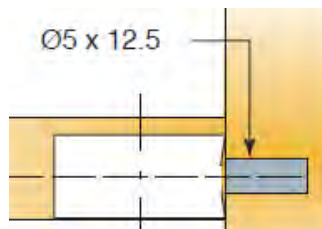
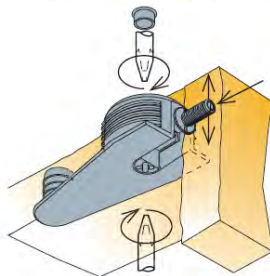
Camfix with Outrigger



Dowel



QuickFit

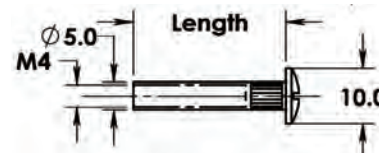
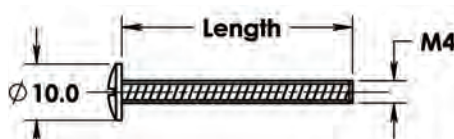


Description	Item Number	Size	Finish	Packing
Camfix	006383.877.001	16mm	White	2,500
Camfix with Outrigger	006439.877.001	16mm	White	1,250
Quickfit	006408.880.001	5mm x 12.5mm	Dark Grey	5,000
Dowel Double End	006416.885.001	19mm	Zinc	1,250

CONNECTING SCREW & SLEEVE, M4



- With combi-slot head
- For 16mm or 19mm panel thickness
- For 5mm hole

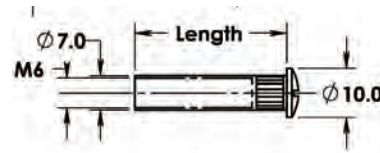
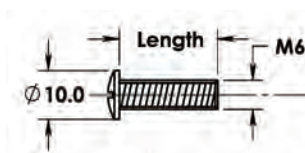


Description	Item Number	Length	Finish	Packing
Connecting Screw, M4	02.7401.104.M4x15	15mm	Nickel	1,000
Connecting Screw, M4	02.7401.104.M4x20	20mm	Nickel	1,000
Connecting Screw, M4	02.7401.104.M4x25	25mm	Nickel	1,000
Metal Sleeve, M4	02.7493.104.5x27	27mm	Nickel	2,000
Metal Sleeve, M4	02.7493.104.5x35	35mm	Nickel	2,000



CONNECTING SCREW & SLEEVE, M6

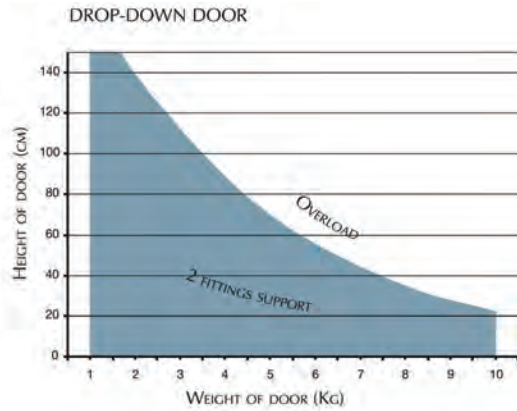
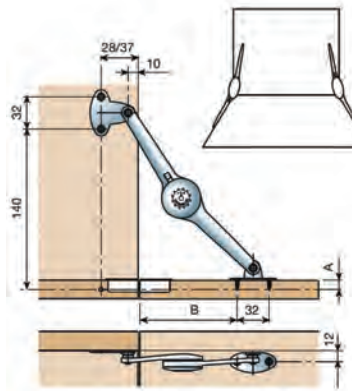
- With combi-slot head
- For 16mm or 19mm panel thickness
- For 8mm hole
- 1,500 per box



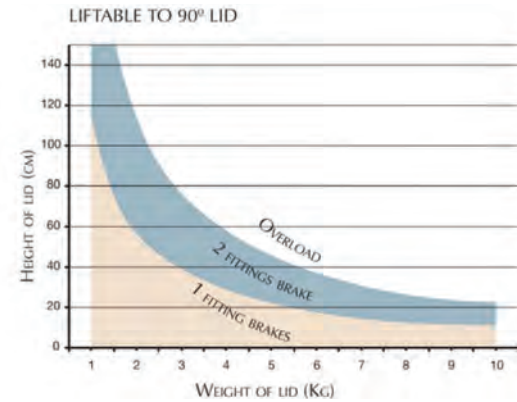
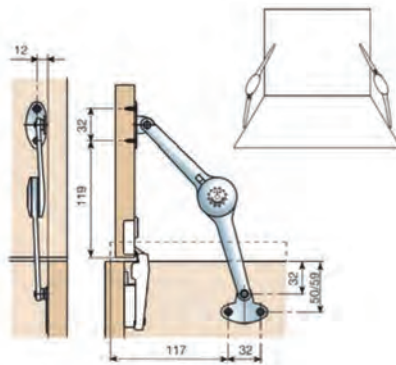

Description	Item Number	Length	Finish
Connecting Screw, M6	02.7402.104.M6x14	14mm	Nickel
Connecting Screw, M6	02.7402.104.M6x20	20mm	Nickel
Metal Sleeve, M6	02.7494.104.M6X25	25mm	Nickel
Metal Sleeve, M6	02.7494.104.M6X31	31mm	Nickel

MULTI-PURPOSE DELTA HINGE

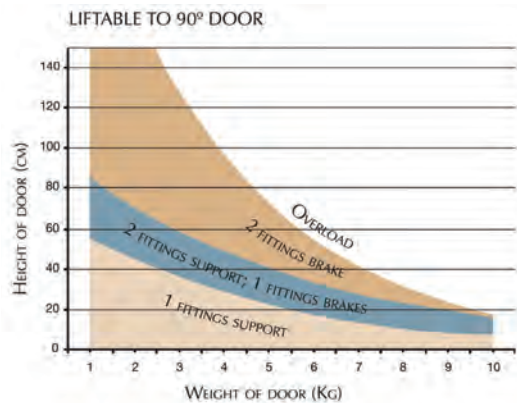
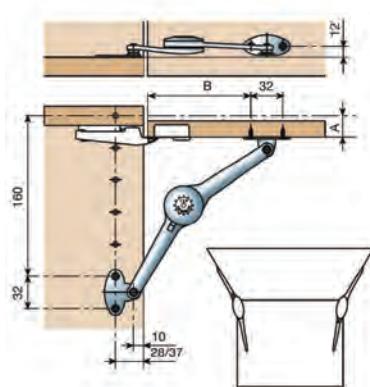

- Lift-up or drop-down hinged doors and lids
- Adjustable hold positions
- Unique design offers stylish lines and reliability
- Includes: hinge, brackets, screws and hex key
- Sold Individually or 100 per box



A	B
8	98
9	99
10	100
11	101
12	103
13	104
14	105
15	106
16	107
17	108
18	109
19	110
20	111
21	111
22	112
23	113
24	113
25	114



A	B
8	90
9	91
10	92
11	93
12	95
13	96
14	97
15	98
16	99
17	100
18	101
19	102
20	103
21	103
22	104
23	105
24	105
25	106



Description	Item Number	Finish
DELTA Hinge Complete Set (Polybag)	810.100.060	Nickel



GAS PISTON

- Lift-up or drop-down piston
- For wooden or aluminum doors
- Includes: Piston, bracket, and screws
- 20 per box



Description	Item Number	Force (Kg.)	Finish
Gas Piston, Polybag	804.306.101	6	Silver
Gas Piston, Polybag	804.310.102	10	Silver
Gas Piston, Polybag	804.315.105	15	Silver

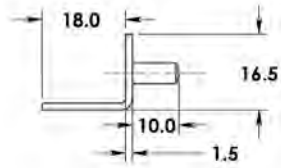


Delta Hinge (Page 8)



Gas Piston (Page 9)

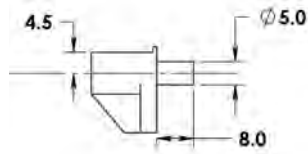
L-SHAPE SHELF SUPPORT



- White hole for securing screw
- 2,500 per box

Description	Item Number	Peg Size	Finish
L-shape Shelf Support	02.7859.104	1/4"	Nickel
L-shape Shelf Support	02.7860.104	5mm	Nickel

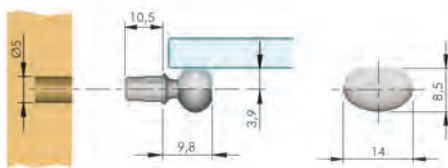
PLASTIC SHELF SUPPORT



- With steel pin
- 5mm peg
- 5,000 per box

Description	Item Number	Finish
Plastic Shelf Support	02.7855.700.5	Clear
Plastic Shelf Support	02.7854.680.5	White

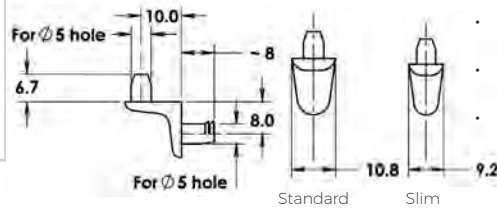
DREAM GLASS SHELF SUPPORT



- Slip-resistant, neoprene top surface
- Ribbed peg for tight fit
- 5mm peg
- 1,000 per box

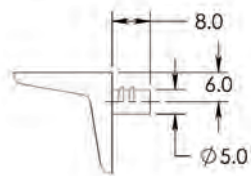
Description	Item Number	Finish
DREAM Glass Shelf Support	02.7850.101	Clear

DIE-CAST SHELF SUPPORT, 2 PEG



- Standard or slim versions available
- Die-cast nickel plated
- 5mm peg
- 1,000 per box

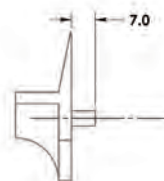
Description	Item Number	Type	Finish
Die-cast Shelf Support	02.7875.104	Standard	Nickel
Die-cast Shelf Support	02.7923.104	Slim	Nickel



DIE-CAST SHELF SUPPORT, 1 PEG

- Die-cast nickel plated
- 5mm peg
- 1,000 per box

Description	Item Number	Finish
Die-cast Shelf Support	02.7879.104	Nickel

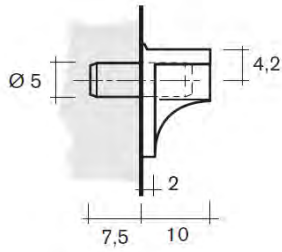


HIGH-BACK SHELF SUPPORT, PLASTIC

- With steel pin
- 5mm peg
- 1,000 per box

Description	Item Number	Finish
High-Back Shelf Support	02.7859.700.5	Clear

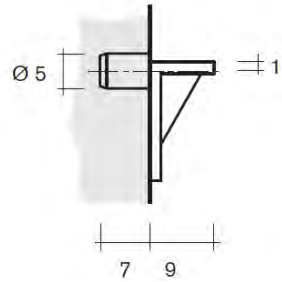
SHELF SUPPORT - STEEL PIN



- 5mm Steel Pin
- 1000 per bag

Description	Item Number	Finish
Nylon Shelf Support 5mm	27006226	White
Nylon Shelf Support 5mm	27006141	Beige
Nylon Shelf Support 5mm	27000611	Clear
Nylon Shelf Support 5mm	27006317	Brown


SHELF SUPPORT



- With supporting surface
- 1000 per bag

Description	Item Number	Finish
Nylon Shelf Support 5mm	27005926	White

INDAMATIC SOFT CLOSE FOR WOODEN DRAWERS



- NEW and Improved - Easier production installation and after-market retrofit
- No measuring required, the soft close or bracket mount on top of the profile
- Cushioned device for self-closing runner, universal
- Each unit consists of one soft close and one bracket
- Also available for single-wall drawers with a different bracket
- Instruction sheet included
- 20 sets per box, packaged in BULK or in individual POLYBAGS

1 Fixing method to the side panel



#6 x 5/8"

x3



2 Fixing method to the drawer



#6 x 1/2"

x2



Description	Item Number	Quantity	Finish
INDAmatic Soft Close Side Mount for Wooden Drawers	722.820.140	20 Bulk Sets	Grey
INDAmatic Soft Close Side Mount for Wooden Drawers	795.070.146	1 Polybagged Set	Grey

SOFT CLOSE FOR FACE FRAME DRAWERS



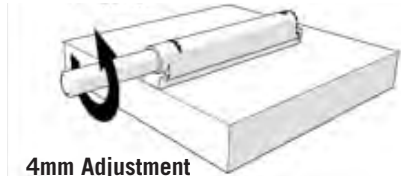
- Special design for face frame drawers
- Will work with frameless drawers
- Quick and easy installation
- 100 per box

Description	Item Number	Finish
Soft Close for Face Frame Drawers	973.OM99.380.K2	Grey

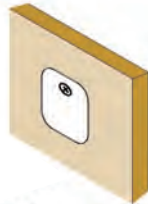


IMPULSE PUSH-LATCH SYSTEM

- Magnetic option for doors and drawer fronts
- Minimizes the gap between door and cabinet
- Embedded fitting
- A simple push allows easy opening
- 20mm–40mm extension w/ 4mm adjustment
- 100 per box



4mm Adjustment



Without Stop

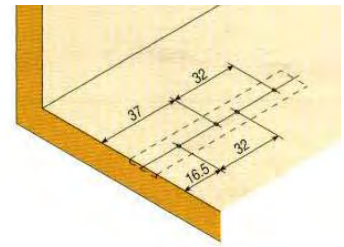
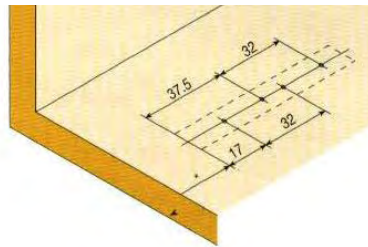


With Stop




1
Clip the body to the front of the base plate.

2
Press the body onto the back of the base plate until in place.

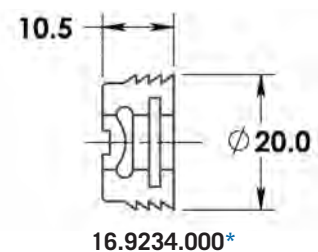
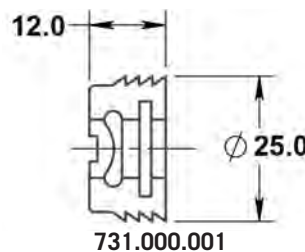


Description	Item Number	Finish
IMPULSE Latch 20mm	213.820.316	Grey
IMPULSE Latch 40mm	213.840.314	Grey
Base Plate with Stop	214.100.316	Grey
Base Plate without Stop	214.200.313	Grey
Polybag 2 sets 20mm + Base Plate with Stop + Strike Plate	400-820	Grey
Polybag 2 sets 40mm + Base Plate with Stop + Strike Plate	400-840	Grey




DRAWER FRONT CENTERING SYSTEM

- The perfect solution for centering drawer fronts
- 1,000 per box

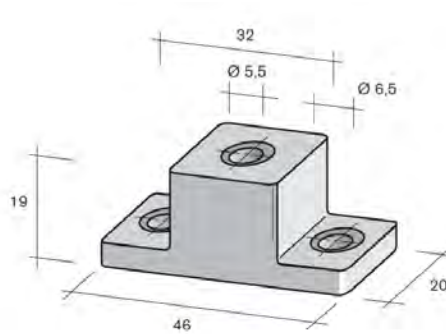


*8/32" screws required (not included)

Description	Item Number	Dimensions	Finish
Drawer Front Adjuster	16.9234.000	10.5mm x 20mm	White
Drawer Front Adjuster	731.000.001	12mm x 25mm	White
Fixing Screw	957.022.032	M4 x 22mm	Zinc




SLIDE SPACER

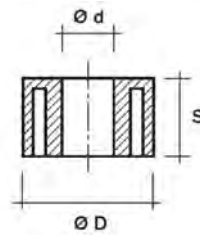


- 19mm Height
- 1,300 per bag

Description	Item Number	Finish
Slide Spacer 19mm	29093192	Natural



SLIDE SPACER



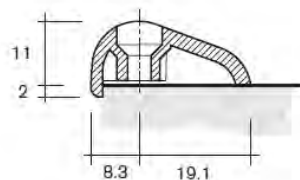
- 1,000 per bag

D	S	d
15mm	13mm	6.6mm
15mm	3mm	6.4mm

Description	Item Number	Size	Finish
Slide Spacer	27000292	13mm x Ø15mm	White
Slide Spacer	27000452	3mm x Ø15mm	White



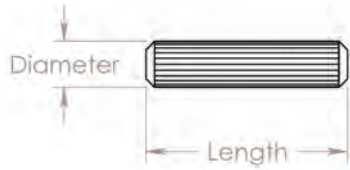
DOOR PROTECTOR



- 4mm screw hole
- Screw not included
- 1,000 per bag

Description	Item Number	Finish
Door Protector	27013946	White
Door Protector	27013941	Beige

Wood Dowels

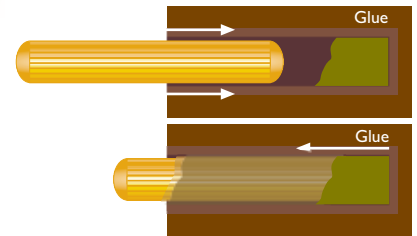


WOOD DOWELS, BEECH HARDWOOD

- Fluted design
- Made from European beech hardwood
- Individually calibrated
- Precision sorted in Germany
- Grade A selection
- Rated for over 300 lbs. when tested
- Available in Raw and Pre-glued

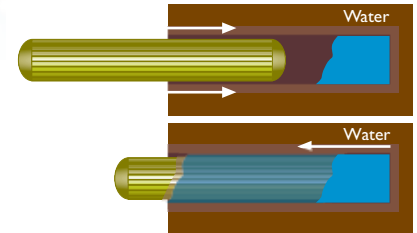
Raw Wood Dowels

Description	Item Number	Diameter	Length	Quantity
Raw Dowel, Beech	08.7850.6x25	6	25	21,600
Raw Dowel, Beech	08.7850.6x30	6	30	14,000
Raw Dowel, Beech	08.7850.8x30	8	30	10,000
Raw Dowel, Beech	08.7850.8x35	8	35	8,420



Pre-Glued Wood Dowels

Description	Item Number	Diameter	Length	Quantity
Pre-glued Dowel, Beech	08.7860.8x30	8	30	8,000
Pre-glued Dowel, Beech	08.7860.8x35	8	35	7,000



WOOD DOWELS, PRESSED BIRCH

- 38% higher pull strength than the standard multi-grooved beech dowels
- Individually calibrated and designed for use in dowel insertion machines
- Precision sorted in Germany
- Grade A selection
- Rated for over 460 lbs. when tested
- Available in Raw and Pre-glued

Wood Dowels for Machine Insertion

Description	Item Number	Diameter	Length	Quantity
Raw Dowel, Birch	08.7870.8x30	8	30	10,000
Pre-glued Dowel, Birch	08.7880.8x30	8	30	8,000

EURO-SCREW - 7MM, 8MM, 9MM HEADS

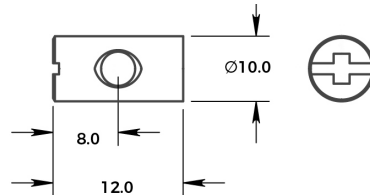


- 7mm and 8mm screws have countersunk head with Pozi/Phillips drive
- 9mm screws have pan head with Pozi/Phillips drive
- For 5mm hole
- 1,000 per box

Description	Item Number	Head	Length	Finish
Euro-Screw, Countersunk	02.7472.104.6.3x11	7mm	6.3 x 11mm	Nickel
Euro-Screw, Countersunk	02.7470.104.6.3x13	8mm	6.3 x 13mm	Nickel
Euro-Screw, Phillips Drive	02.7460.104.13	9mm	6.3 x 13mm	Nickel
Euro-Screw, Phillips Drive	02.7460.104.16	9mm	6.3 x 16mm	Nickel




CROSS DOWEL

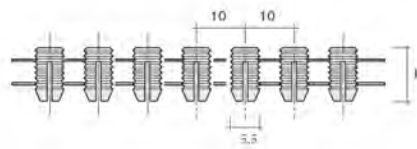


- 1/4x20 Thread
- 1,000 per bag

Description	Item Number	Finish
Cross Dowel - Type JRN	16JRN.0100.001	Zinc



EXPANDING DOWEL



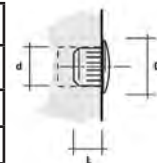
- Without collar
- 20 Piece magazine clip
- 2,000 per bag

Description	Item Number	Finish
Dowel, 5mm Hole for Wood Screw	27010502	Clear




COVER CAP

d	D	L
5mm	13mm	5mm
8mm	13mm	5mm
10mm	15mm	5.5mm



- 1,000 per bag


Description	Item Number	Finish
Cover Cap for 5mm Hole	27002406	White
Cover Cap for 8mm Hole	27002746	White
Cover Cap for 10mm Hole	27003216	White



NAIL GLIDES

- Nail length 3/4" (18mm)
- White finish, Nylon
- 1,000 per box


Description	Item Number	Base Diameter	Finish
Nail Glide	21.53813.680	5/8"	White



DIAMOND PLATE DESIGN NON-SLIP MAT

- Cut sheets available in 524 x 915mm (20-5/8" x 36")
- Material thickness: 1.1mm (3/64")
- Custom sizes available by special order
- Sold individually

Description	Item Number	Sheet Size	Finish
Diamond Plate Non-Slip Mat	166-2036-GRY	524mm x 915mm	Grey




PRISMA DESIGN NON-SLIP MAT & ROLL

- Cut sheets available in 534 x 915mm (21" x 36")
- Material thickness: 1.4mm (.05")
- Rolls available in 534 x 10,000mm (21" x 32' 9")
- Material thickness: 1.3mm (.04")
- Custom sizes available by special order
- Sold individually

Description	Item Number	Size	Finish
Prisma Non-Slip Sheet	160-2136-BLK	534mm x 915mm	Black
Prisma Non-Slip Sheet	160-2136-CHL*	534mm x 915mm	Charcoal
Prisma Non-Slip Sheet	160-2136-SIL	534mm x 915mm	Silver

* Special Order Color / Item




MODERN DESIGN NON-SLIP ROLL

- Rolls available in 534 x 10,000mm (21" x 32' 9")
- Material thickness: 1.6mm (.06")
- Custom sizes available by special order
- Sold individually

Description	Item Number	Roll Size	Finish
Modern Non-Slip Roll	161-21RL-BLK	534mm x 10,000mm	Black
Modern Non-Slip Roll	161-21RL-CHL*	534mm x 10,000mm	Charcoal
Modern Non-Slip Roll	161-21RL-SIL	534mm x 10,000mm	Silver

* Special Order Color / Item



AQUA DESIGN UNDER-SINK DRIP MAT

- Designed to protect sink cabinet from water damage or leaking liquids
- 600 x 1,041mm (23-5/8" x 41")
- Can be cut-to-size
- Material thickness: 2.2 mm (.09")
- Unique dimple design collects up to 6 liters (1.5 gallons) of water per m2
- Sold individually

Description	Item Number	Sheet Size	Finish
Aqua Under-Sink Drip Mat	163-2441-HM	600mm x 1,041mm	Hard Rock Maple Print
Aqua Under-Sink Drip Mat	163-2441-ST	600mm x 1,041mm	Black Stainless Steel



CONTACT INFO

1255 South Park Dr.
Kernersville, NC 27284 USA

Tel. 336-996-7774
Fax 336-996-1812
Toll Free 800-222-6941

E-mail: info@petermeier.com
www.petermeier.com